

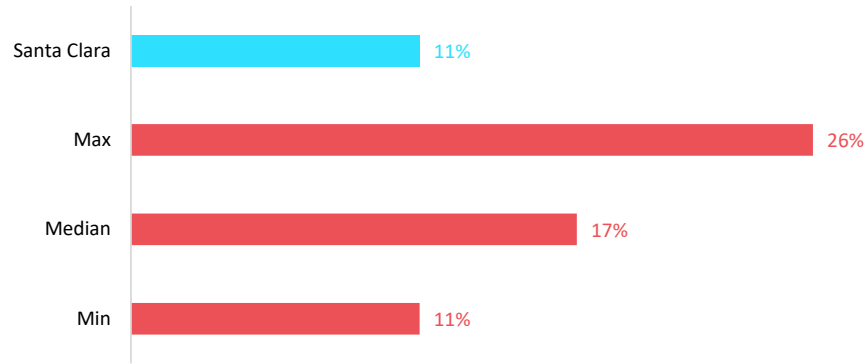
Santa Clara University (Peer Group #3)

Santa Clara aims to make measurable progress toward a 15 to 20 percent share of lower-income student enrollment or an equally ambitious increase in the number of lower-income students by 2025. By increasing Pell enrollment since 2019, Santa Clara has made progress toward its lower-income student enrollment goal.

Updated: 06/12/2023

Performance: Pell Share

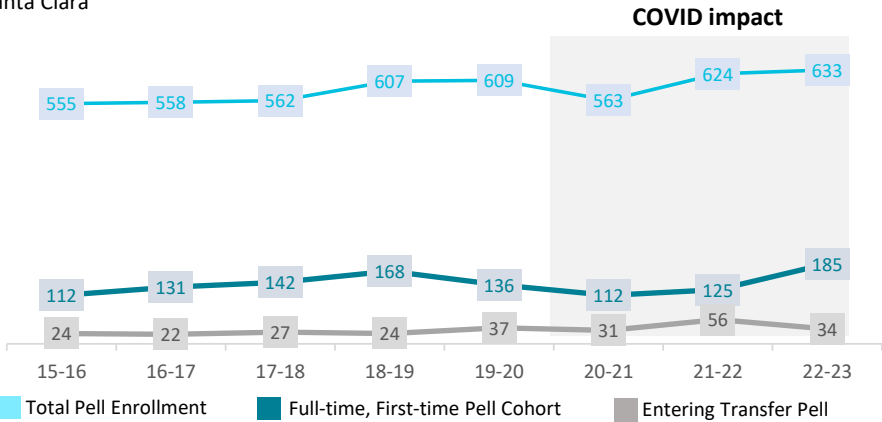
Santa Clara and its Peers, 2022-23



Santa Clara's Pell share was 11 percent in 2022-23.

Trend: Pell Count

Santa Clara

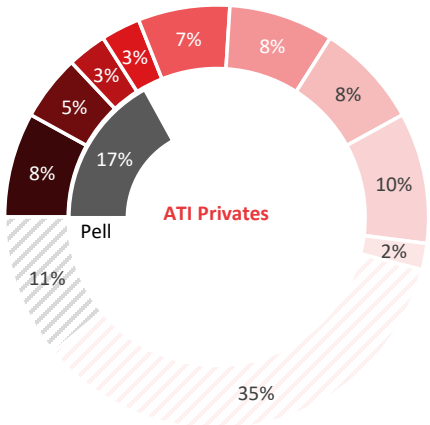
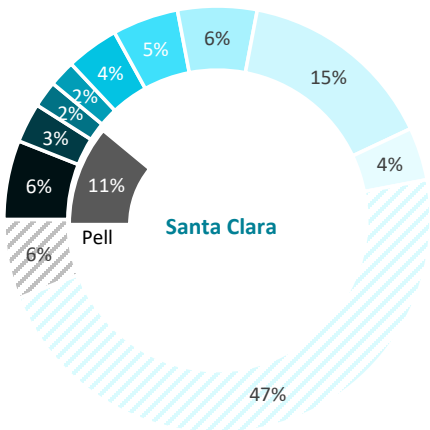


Between 2015-16 and 2022-23, Santa Clara added 78 Pell students.

Detailed Income Distribution

Santa Clara and ATI Privates, 2022-23

- \$0-\$30k
- \$30-48k
- \$48-60k
- \$60-75k
- \$75-110k
- \$110-157k
- \$157-225k
- \$225-630k
- \$630k+
- Income unknown
- U.S. nonresident

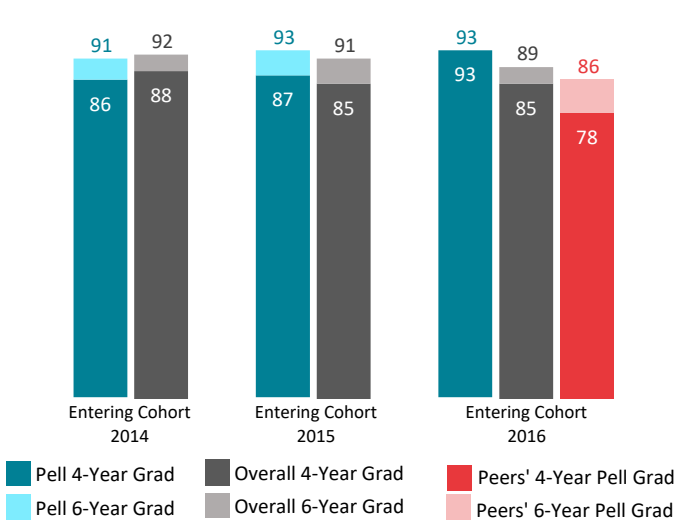


13 percent of Santa Clara students are from the bottom four income categories, compared to 19 percent at institutions in Santa Clara's sector.



Graduation and Retention Rates: Overall and Pell

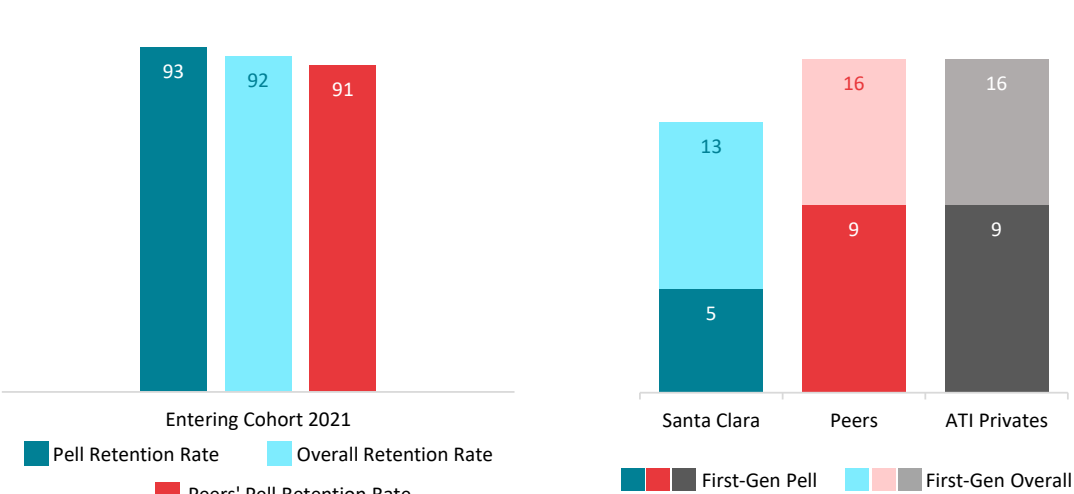
Santa Clara and its Peers



In the most recent year, Santa Clara's six-year Pell graduation rate was higher than its overall six-year grad rate and higher than its peers' average six-year Pell grad rate. Santa Clara's Pell retention rate was higher than its overall retention rate and higher than its peers' average Pell retention rate.

First-Generation Student Enrollment

Santa Clara and its Peers, 2022-23



In 2022-23, 13 percent of Santa Clara students were first-generation, and 5 percent were first-generation and received Pell.¹

Santa Clara's 12 ATI Member Peers²

Baylor University Waco, TX	Middlebury College Middlebury, VT
Bucknell University Lewisburg, PA	University of Miami Miami, FL
Claremont McKenna College Claremont, CA	University of Tulsa Tulsa, OK
Colgate University Hamilton, NY	Vassar College Poughkeepsie, NY
Davidson College Davidson, NC	Wesleyan University Middletown, CT
Hamilton College Clinton, NY	
Lehigh University Bethlehem, PA	

Peers identified by:
Danielle Sandoval

¹ Students whose first-generation status is unknown are not included.

² Due to data availability, only peer institutions that are ATI members are included in this report's analyses.