

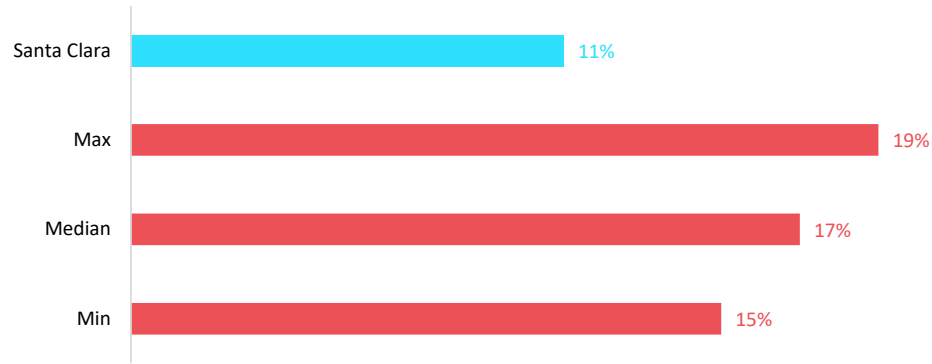
Santa Clara University (Peer Group #2)

Santa Clara aims to make measurable progress toward a 15 to 20 percent share of lower-income student enrollment or an equally ambitious increase in the number of lower-income students by 2025. By increasing Pell enrollment since 2019, Santa Clara has made progress toward its lower-income student enrollment goal.

Updated: 06/12/2023

Performance: Pell Share

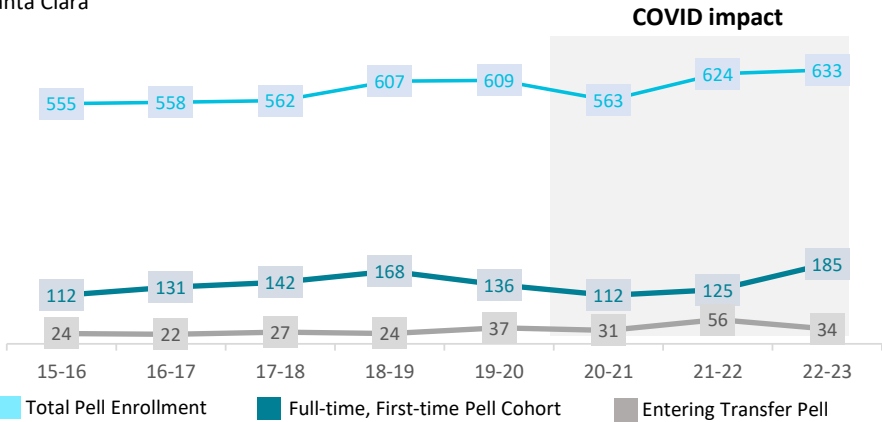
Santa Clara and its Peers, 2022-23



Santa Clara's Pell share was 11 percent in 2022-23.

Trend: Pell Count

Santa Clara

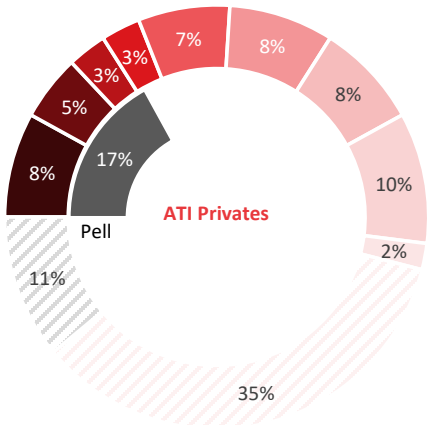
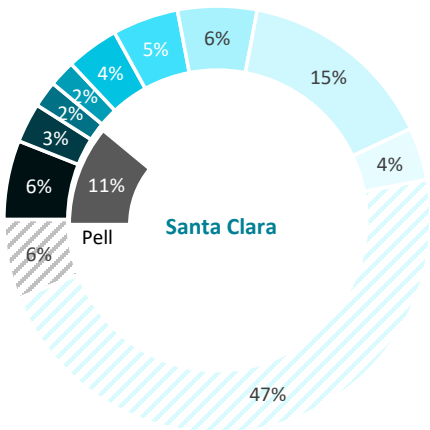


Between 2015-16 and 2022-23, Santa Clara added 78 Pell students.

Detailed Income Distribution

Santa Clara and ATI Privates, 2022-23

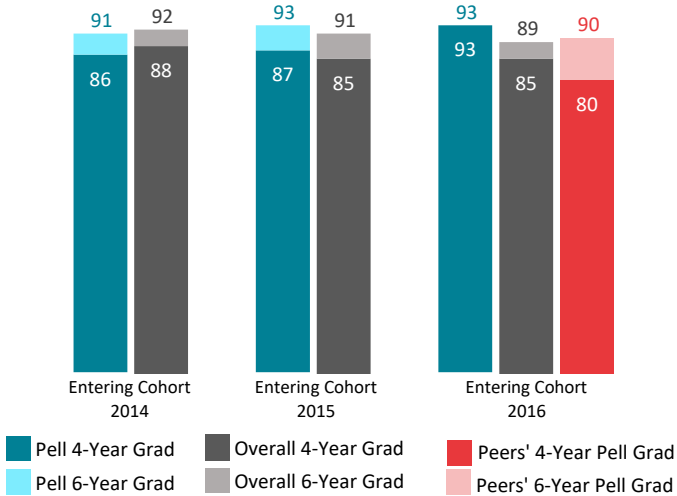
- \$0-\$30k
- \$30-48k
- \$48-60k
- \$60-75k
- \$75-110k
- \$110-157k
- \$157-225k
- \$225-630k
- \$630k+
- Income unknown
- U.S. nonresident



13 percent of Santa Clara students are from the bottom four income categories, compared to 19 percent at institutions in Santa Clara's sector.

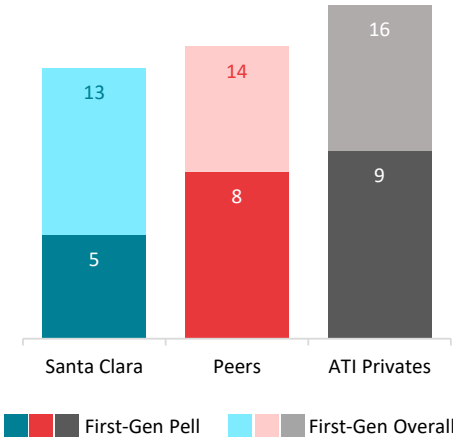
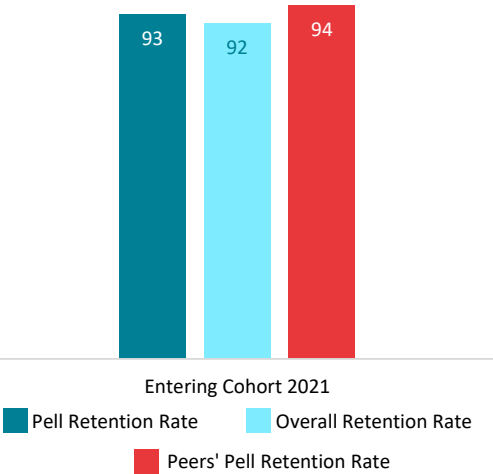


Graduation and Retention Rates: Overall and Pell
Santa Clara and its Peers



In the most recent year, Santa Clara's six-year Pell graduation rate was higher than its overall six-year grad rate and higher than its peers' average six-year Pell grad rate. Santa Clara's Pell retention rate was higher than its overall retention rate but lower than its peers' average Pell retention rate.

First-Generation Student Enrollment
Santa Clara and its Peers, 2022-23



In 2022-23, 13 percent of Santa Clara students were first-generation, and 5 percent were first-generation and received Pell.¹

Santa Clara's 5 ATI Member Peers²

- Case Western Reserve University
Cleveland, OH
- College of the Holy Cross
Worcester, MA
- Northwestern University
Evanston, IL
- Occidental College
Los Angeles, CA
- Pomona College
Claremont, CA

Peers identified by:
Danielle Sandoval

¹ Students whose first-generation status is unknown are not included. ² Due to data availability, only peer institutions that are ATI members are included in this report's analyses. 2